

Create a New Resource Template | Omeka S

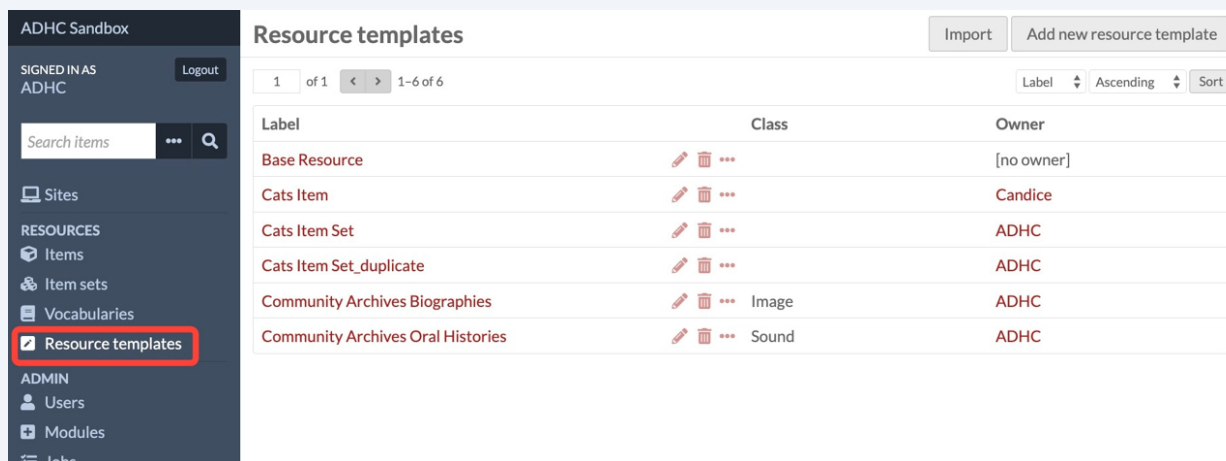
A resource template is a set of pre-defined properties, optionally with a Class, to guide item creation and the interpretation of properties.



Check out the Omeka S User Manual: [resource template](#)

1

From the administrative dashboard of your project, select "Resource template" from the list of Resources in the left menu.



Resource templates

1 of 1 1-6 of 6

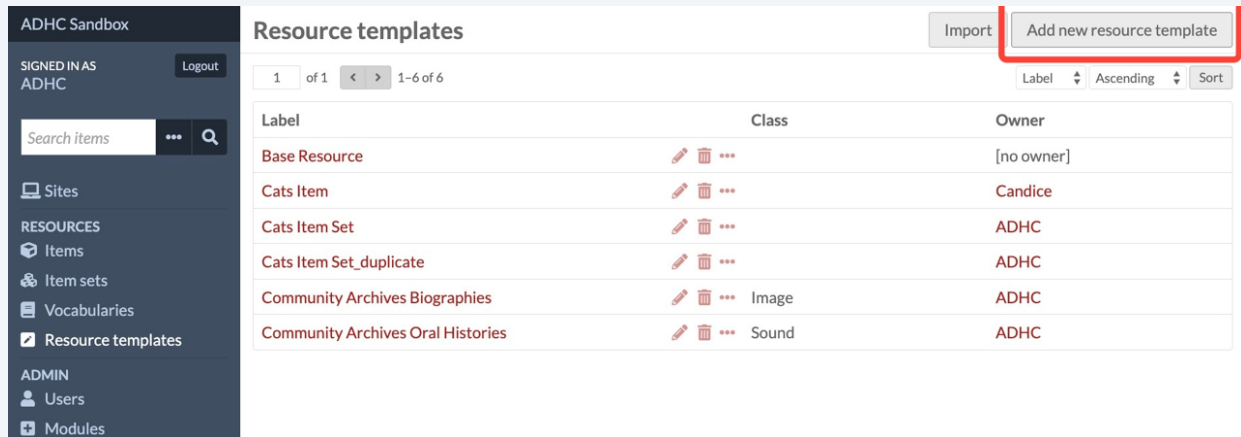
Label Ascending Sort

Label	Class	Owner
Base Resource		[no owner]
Cats Item		Candice
Cats Item Set		ADHC
Cats Item Set_duplicate		ADHC
Community Archives Biographies	Image	ADHC
Community Archives Oral Histories	Sound	ADHC

2

On this page, you will see a list of the resource templates that already exist in this project, along with an option to Import or create additional resource templates. A project can have any number of resource templates.

To create a new resource template, find the button at the top right of the page that says "add new resource template."



ADHC Sandbox

SIGNED IN AS ADHC Logout

Search items

Sites

RESOURCES

- Items
- Item sets
- Vocabularies
- Resource templates

ADMIN

- Users
- Modules

Resource templates

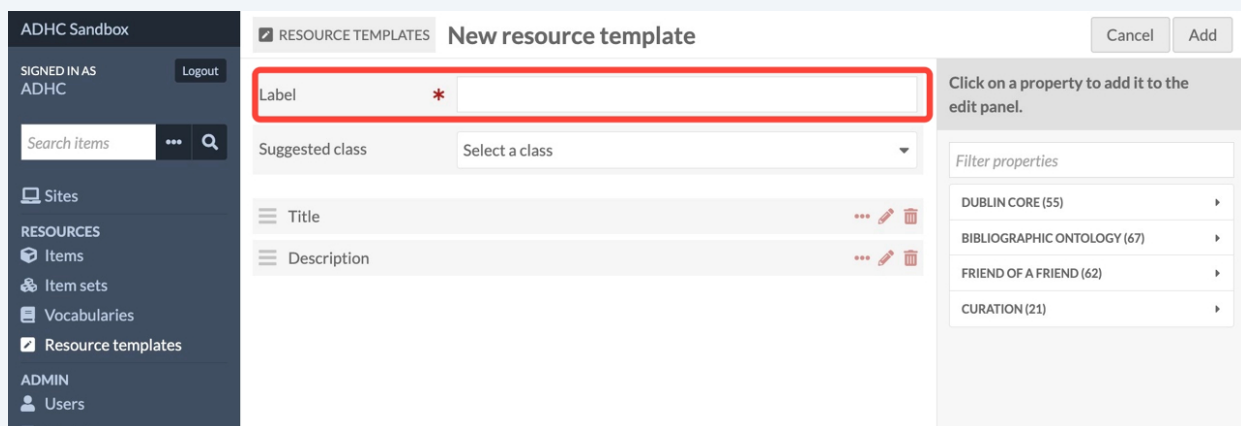
1 of 1 1-6 of 6

Label Ascending Sort

Label	Class	Owner
Base Resource		[no owner]
Cats Item		Candice
Cats Item Set		ADHC
Cats Item Set_duplicate		ADHC
Community Archives Biographies	Image	ADHC
Community Archives Oral Histories	Sound	ADHC

3

You will need a label and an optional choice of class when you create a new resource template. The label is the name of the template that will show up in the list of resource templates, so be mindful when you name it.



ADHC Sandbox

SIGNED IN AS ADHC Logout

Search items

Sites

RESOURCES

- Items
- Item sets
- Vocabularies
- Resource templates

ADMIN

- Users
- Modules

RESOURCE TEMPLATES New resource template

Cancel Add

Label *

Suggested class Select a class

Title

Description

Click on a property to add it to the edit panel.

Filter properties

- DUBLIN CORE (55)
- BIBLIOGRAPHIC ONTOLOGY (67)
- FRIEND OF A FRIEND (62)
- CURATION (21)

4

Class is optional. Choosing a class will enhance your ability to filter by class field when searching and browsing, but especially with smaller collections or collections that do not have a variety of types of items, class is irrelevant.

ADHC Sandbox

SIGNED IN AS ADHC Logout

Search items

Sites

RESOURCES

- Items
- Item sets
- Vocabularies
- Resource templates**

ADMIN

- Users

RESOURCE TEMPLATES New resource template

Label * Cats not in the Houses

Suggested class Select a class

Title

Description

Click on a property to add it to the edit panel.

Filter properties

- DUBLIN CORE (55)
- BIBLIOGRAPHIC ONTOLOGY (67)
- FRIEND OF A FRIEND (62)
- CURATION (21)

5

In the project Cats that Live in Houses, we are applying "person" to the biographical profile content of each cat.

ADHC Sandbox

SIGNED IN AS ADHC Logout

Search items

Sites

RESOURCES

- Items
- Item sets
- Vocabularies
- Resource templates**

ADMIN

- Users
- Modules
- Jobs
- Settings

RESOURCE TEMPLATES New resource template

Label * Cats not in the Houses

Suggested class Select a class

Title

Description

Click on a property to add it to the edit panel.

Filter properties

- DUBLIN CORE (55)
- BIBLIOGRAPHIC ONTOLOGY (67)
- FRIEND OF A FRIEND (62)
- CURATION (21)

image

Label Property

Online Account

Online Chat Account

Online E-commerce Account

Online Gaming Account

Person

Personal Home Document

Project

6

After adding a label and (optionally) a class, you can begin to add fields to the template. You can only add already existing fields from the vocabularies already installed in the project.

ADHC Sandbox

SIGNED IN AS ADHC Logout

Search items

Sites

RESOURCES

- Items
- Item sets
- Vocabularies
- ☒ Resource templates

ADMIN

- Users

RESOURCE TEMPLATES New resource template

Label * Cats not in the Houses

Suggested class Friend of a Friend: Person

Title

Description

Click on a property to add it to the edit panel.

Filter properties

- DUBLIN CORE (55)
- BIBLIOGRAPHIC ONTOLOGY (67)
- FRIEND OF A FRIEND (62)
- CURATION (21)

Cancel Add

7

In the new "Cats not Inside House" resource template, we need to add the "nickname" field from the vocabulary "Friend of a Friend."

ADHC Sandbox

SIGNED IN AS ADHC Logout

Search items

Sites

RESOURCES

- Items
- Item sets
- Vocabularies
- ☒ Resource templates

ADMIN

- Users
- Modules
- Jobs
- Settings
- Assets

MODULES

- CSV Import

RESOURCE TEMPLATES New resource template

Label * Cats not in the Houses

Suggested class Friend of a Friend: Person

Title

Description

- is primary topic of
- jabber ID
- knows
- lastName
- logo
- made
- maker
- member
- membershipClass
- MSN chat ID
- myersBriggs
- name
- nickname**
- openid
- page

Cancel Add

8

We will also add the Dublin Core "relation" field, so that we can relate the cat profile back to the team member who is related to that cat.

The screenshot shows the 'New resource template' form in the ADHC Sandbox. The sidebar on the left contains navigation options: SITES, RESOURCES (Items, Item sets, Vocabularies, Resource templates), ADMIN (Users, Modules, Jobs, Settings, Assets), and MODULES (CSV Import, Create missing thumbnails, Data Cleaning, Dspace Connector, Item Sets Tree). The main form area has the following fields: Label (Cats not in the Houses), Suggested class (Friend of a Friend : Person), Title, Description, and nickname. The right-hand panel displays a list of Dublin Core fields: Has Format, Has Part, Has Version, Identifier, Instructional Method, Is Format Of, Is Part Of, Is Referenced By, Is Replaced By, Is Required By, Is Version Of, Language, License, Mediator, Medium, Provenance, Publisher, References, and Relation. The 'Relation' field is highlighted with a red box.

9

When you are finished adding fields, save the template by selecting the "add" button on the top right of the screen

The screenshot shows the 'New resource template' form in the ADHC Sandbox. The sidebar on the left contains navigation options: SITES, RESOURCES (Items, Item sets, Vocabularies, Resource templates), ADMIN (Users, Modules, Jobs, Settings, Assets), and MODULES (CSV Import, Create missing thumbnails, Data Cleaning, Dspace Connector, Item Sets Tree). The main form area has the following fields: Label (Cats not in the Houses), Suggested class (Friend of a Friend : Person), Title, Description, and nickname. The right-hand panel displays a list of Dublin Core fields: Has Format, Has Part, Has Version, Identifier, Instructional Method, Is Format Of, Is Part Of, Is Referenced By, Is Replaced By, Is Required By, Is Version Of, Language, License, Mediator, Medium, Provenance, Publisher, References, and Relation. The 'Add' button on the top right of the form is highlighted with a red box.

10 And HOORAY! You made a resource template!

ADHC Sandbox
SIGNED IN AS ADHC
Logout
Search items
Sites
RESOURCES
Items
Item sets
Vocabularies
Resource templates
ADMIN
Users
Modules

RESOURCE TEMPLATES

Cats not Inside Houses

Export Edit resource template

Resource template successfully created. [Add another resource template?](#)

Class: Person

Original label	Data types	Alternate label	Alternate comment	Required?	Private?
Title	***			No	No
Description	***			No	No
nickname	***			No	No
Relation	***			No	No

11 "Cats not Inside Houses" now sits in the list of available resource templates for this project, and it is ready to be used!

ADHC Sandbox
SIGNED IN AS ADHC
Logout
Search items
Sites
RESOURCES
Items
Item sets
Vocabularies
Resource templates
ADMIN
Users
Modules

Resource templates

Import Add new resource template

1 of 1 1-7 of 7

Label Ascending Sort

Label	Class	Owner
Base Resource		[no owner]
Cats Item		Candice
Cats Item Set		ADHC
Cats Item Set_duplicate		ADHC
Cats not Inside Houses	Person	ADHC
Community Archives Biographies	Image	ADHC
Community Archives Oral Histories	Sound	ADHC